

# February 23, 2021

## **ELECTIONS UPDATE**

Submitted by Elections Committee

Homeowners should find the second elections mailing in the mailbox this week. This mailing contains the notice of the Annual Meeting, the Annual Meeting Agenda, as well as a ballot.

This year there was an uncontested election. That means that for the two open positions there were two people willing to serve. The “uncontested” ballot shows the two individuals who will serve on the board following the annual meeting. No action is required on the part of the homeowner.

The Willingness to Serve forms for Bernie Bouman and Don Smith are available to view on the website under the Elections tab.

**We are grateful to Steve Anderson and  
Cindy Dutchske for their service to the  
community.**



## *Two Books and a Bunny*

To share the joy of Easter, the BV Belles and the BV Sewing Group have teamed up to provide two books and a bunny to disadvantaged children of our area.

Your generous support will help us reach our goal of providing 100 children with this special gift!

Contributions will be used to buy books for children ages birth to 10 years old and can be dropped off at the Clubhouse Front Desk beginning **NOW** and continuing throughout the month of February.

**Checks should be made payable to the Bellavita Belles.**

For those who prefer to donate new children's books, a container  
has

been place in the Clubhouse lobby for your donations.

*Books and bunnies* will be distributed to the children served by **Christian Helping Hands**, a coalition of over 20 area churches that provides food, clothing and basic needs to those in need in Pearland and surrounding areas.



**Thank you for your generosity!**

The Bellavita Belles &  
Bellavita Sewing Group



Hi, my name is Elke Borzel. I have just recently joined the wonderful Bella Vita Team with the position of Community Service Attendant. My heritage is German but lived in Puerto Rico for 36 years ,then relocated to TX 2 years ago. I have 2 children and blessed with 2 Grandbaby's.

Here are a few things I live by... I BELIEVE IN MYSELF. I LIVE BY HIGH STANDARDS AND I TREAT OTHERS THE WAY I WANT TO BE TREATED. I AM HONEST. I UNDERSTAND TIME IS PRECIOUS. I LOOK FOR POSITIVITY IN ALL THINGS. I look forward to getting to know all of you and am eager for the Events to start back up.

Best Regards Elke Borzel.

Valentine's Day is Approaching..... And,

The "Hands of Love Stitchers" are ready to play "cupid"! Busy hands have continued to sew (in spite of this nasty virus) and the results are on display in the picture below!

We are sending a "pile" of heart-shaped Valentine pillows and Linus blankets for children who will be in Memorial Hermann Southeast Hospital during St. Valentine's Day holiday!

In addition, we are sending little Scented Hearts for premature infants who have to stay in the hospital after their Mom's are released. These little hearts are very special because, you see, the Moms keep the hearts close to their body so their scent remains – when they leave the hospital, the little hearts are placed with the baby - this is very comforting to the babies when they have to be separated from Mom!

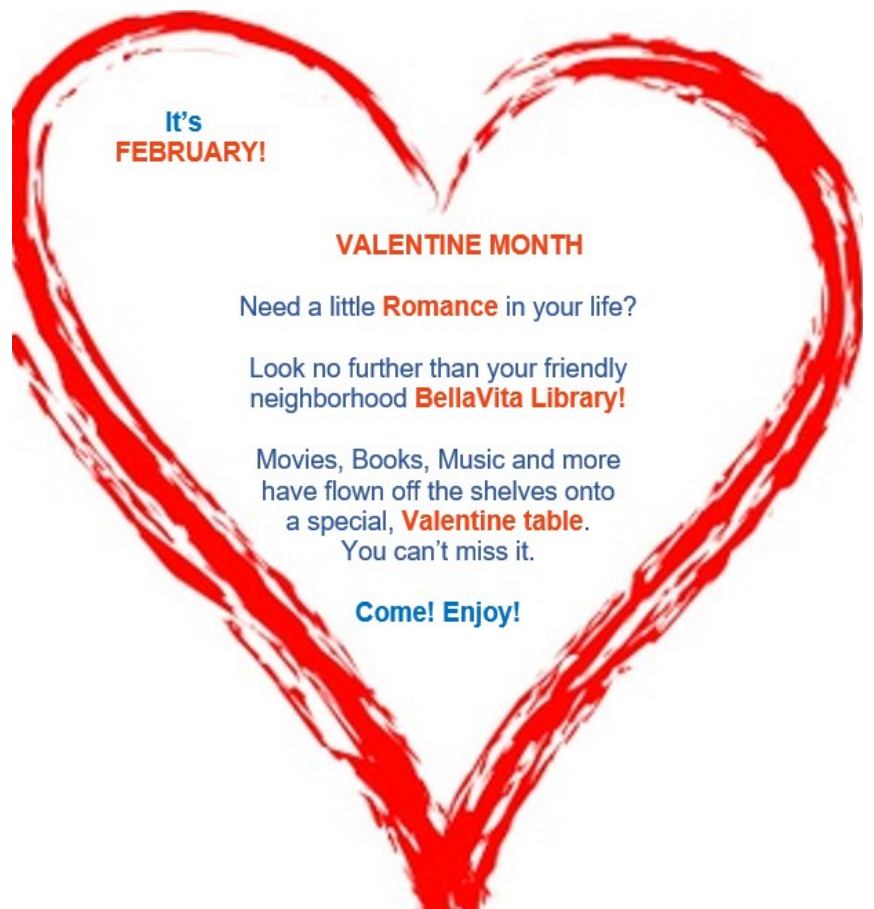
Happy Valentine's Day to you all!



## Update from Grounds

### Committee:

RusticScapes will be spraying front yards for broadleaf control. This has a blue dye (food coloring) in it. It is nontoxic to pets but would recommend if you don't want your puppy or kitty to have blue feet please keep them from walking in it. This will not need to be watered; and is mostly spot treating.





## COMCAST INFORMATION UPDATE



# COMCAST

Some residents within BellaVita will soon receive letters from Comcast indicating a coming rate increase. These letters are to alert homeowners that the promotional pricing period is ending. Some of you reading this have 12-month promotional pricing while others may have 24-month promotional pricing. Following the current billing cycle promotional pricing will end and a higher amount will be charged. If you receive one of these letters you are encouraged to call Comcast Bulk Service Customer Service at **855-307-4896** to inquire about other offers that might be available.

**Important:** When you call make sure you state that you are a member of BellaVita's Bulk Account and reference the following number: 877 770 141 0422544.

***The SHELVES are alive . . .  
with the sound of MUSIC . . .***

**(Maybe . . . It's really up to YOU.)**

It seems that the **BV Library MUSIC section** has suffered a bit of avoidance of late — not a lot of action off and back onto the racks.

**So . . . here's the deal:**

All of the MUSIC CD's and Cassettes will soon be *temporarily removed from the shelves.* They will be re-viewed, re-sorted, re-arranged, and re-turned within a few weeks.

When that happens, the NEW-AND-IMPROVED collection will be announced here, in the newsletter, AND . . .

***YOU will be asked to review the selection and comment.***

Then, based on the comments received, the collection will

- continue to be offered – in it's new-and-improved format
- **OR**, it will be *discontinued*

**It is YOUR library.** Here's your chance to make your mark!

Stay tuned for further developments!

**Thanks!**

# How to Sign Up for a COVID-19 Vaccine in Texas

## 1. Sign up with a vaccination hub

- Starting the week of Jan. 11, Texas will have large vaccination hubs across the state.
- Look on the DSHS website to find a hub near you. Sign up through the hub's registration website or by calling if a website isn't available.
- Follow the hub's vaccination instructions.

## 2. Sign up with a community vaccine provider

- Local vaccine providers, like pharmacies, may have vaccine available.
- Use the Texas COVID-19 vaccine provider map to find a provider near you with vaccine available.
- Check the provider's website for how to best sign up for a vaccine. Call if the provider's website doesn't answer your question.

### Who can get a vaccine:

Front-line healthcare workers

People 65 and older

People 16+ with a health condition that increases risk of severe COVID-19 illness

### Reminders:

#### DON'T JUST SHOW UP



Do not show up at a vaccine provider without first signing up or checking the provider's instructions for vaccination.

#### BE PATIENT, SUPPLY IS LIMITED



Vaccine supply is limited, there isn't enough for everyone right now. Texas gets more vaccines each week.

#### VISIT DSHS WEBSITE



Find vaccination hubs and the Texas COVID-19 vaccine provider map at [dshs.texas.gov/coronavirus](https://dshs.texas.gov/coronavirus).

**COVID-19**  
CORONAVIRUS DISEASE 2019



Texas Department of State Health Services

## Remember ... wash your hands





# ***Freeze Recovery for Landscape***

***by Randy Lemmon***



The first thing you should do the minute you're done reading the rules, is remove any 'trunk wraps' ... we've got to get them breathing as soon as possible. Plus, by getting a peak at them we'll know pretty quickly if they survived before considering any cutback or removal.

1. If it's crispy and brown, cut it back to green wood. Hibiscus, lantana, camellia, azaleas, gardenias, and other perennials are great examples. Or just leave crispy and brown freeze-damaged plants alone until you feel certain no more freezing weather is ahead. If you do cut back damaged plants to green wood, be sure to super-protect them if another freeze is forecast. There are two reasons: A. The fresh cut will act like a straw, pulling freezing temperatures directly into the plant. That can totally kill a perennial that otherwise could handle such weather. B. If you cut back, and temperate weather prompts new growth, the new parts will be highly susceptible to damage from any future freeze.

2. If you cut a brown-and-crispy plant to the ground and see no sign of green, but the root system seems to be firmly locked in, consider leaving it alone to see if it comes back from that root system. Be sure to protect what's left during any future freeze. If, however, the root system moves around easily — like a car's stick shift — it's dead. You can remove the whole thing.



3. If it's mushy, gushy, ooey or goeey, get rid of it! Cut it out, remove it - do whatever it takes to get the nasty stuff out of there. If you cut all the spongy parts away from tropicals like bananas or split-leaf philodendrons, various lilies and iris, you'll likely be left with just a tiny bit of green material near the ground. Protect that from future freezes that can kill root system. But you really

need to get the squishy stuff out, because it could harbor fungal diseases that will be pulled into the remaining plant. After you remove the goeey, spray with a copper fungicide to protect against fungal diseases.

4. If a palm frond (those of queen palms are good examples) is drooping over, cut it out or back. If a palm frond is standing up, leave it alone. After the January 2010 freeze, we had to wait months before we knew if some palms were coming back. The only true way to determine if a palm is dead is to examine the inside of the crown, where new growth emerges. But most of us don't have equipment or ladders tall enough to do such visual observations. A racquetball buddy who was worried about his queen palms sent me a picture saying he thought they looked fine to him. I told him that I didn't want to rain on his parade, but he might not know the full extent of some palm damage for another 30-45 days. This is a good use for drone cameras! I can assure you that any soft-trunked palms (queen palm is the perfect example) that weren't wrapped prior to Uri, are not going to make it. They can barely handle a few hours at 20 degrees, and in most of the area had something like 22 cumulative hours below that. If you can, get copper fungicide into the crown or up and down soft-trunked palms. If there are any rotting areas, this will help it keep from spreading.

5. On palms small enough to get to the fronds (a dwarf pygmy date palm is an example), pull on those in the interior to see if they stay attached. If they easily slide out, the plant is dead. If they hold tight, the plant may still be alive, but you will have to wait and see. And if you removed some fronds, but you think the palm may still be alive, remember to protect the open slots during any future freeze. Otherwise, dangerous cold will be drawn into the plant through those open areas. While sago palms are not true palms, we still lump them in with care practices for all palms. They will show you if they are still alive if the core or crown is still fuzzy and with that twisted, spikey look. If it's grayish and or blackened, they are lost.

6. If you feel confident that we'll get no more hard freezes, it's time to "scalp" the yard. Essentially, you'll try to vacuum up any dead grass so live roots are open to air, sunshine, water and fertilizer. But, I think we need to wait a full two weeks before we do this. Scalping is done with the mower deck lowered a notch or two. Years ago, a scalping would mean lowering the mower by 2-4 notches. These days, though, we know it's better to give the lawn more of a "haircut." Otherwise, just rake out as much debris as possible and skip the mowing. As you might suspect, another hard freeze could actually kill a scalped St. Augustine lawn. If you have live oaks, and they've dropped a lot of eaves get them off the grass before you apply anything.

7. There are also products that help break down thatch - essentially anything containing humus or humates, molasses, and trace mineral/trace element like those from Nature's Way, Soil Mender and Azomite.



8. Citrus Care Post-freeze – If you were able to salvage the trunks of tropical fruits like citrus, avocado and papaya through trunk wrapping and saving the graft, get them uncovered immediately. Then we've got to strategically prune every branch to live wood. Yes, that can be done today in most cases. And yes, even if you pruned them a bit in early February. When we had the Polar Vortex of January 2014 and the Ninja Freeze in March - when we went from 78 to 28

degrees in just hours without warning - many citrus trees were in bloom and baby fruit was forming. Yet, we were still able to save many by re-pruning and aggressively feeding from that point on. So, if the trunk and/or graft was saved, you can bring citrus and avocado back from the brink.

9. LOOK FOR CRACKS OR SPLITS ON TRUNKS! This applies to almost any plant in our landscapes. Shrubs like azaleas, gardenias, bottlebrush, roses, fruit trees, citrus trees (almost any plant that has "a trunk" or multiple trunks), need to be scanned for cracks. Cracks are the worst sign possible, because they mean moisture inside the trunk froze, expanded, and burst out through them. They also mean freezing temps got into the plant. I'm sure there will be a plant or two with a single crack that might be salvageable, but in general, a plant with multiple cracks won't recover. Those with single cracks may be worth trying to save with a spray of copper fungicides.



# Fitness and Wellness Word Search

B C S A P I W E F R I F N H V Y I E C B V M R S  
 C I I M G C D C E M L L E R V Q L T Z S V T U F  
 T C C K T N U N U T E E J C V P A A X E P C H L  
 B I U I N O Y A C Y X X E C N R N R N K D S E V  
 R U M F W N T R U P Q I R E Q A V T U J M S T F  
 L G N L X O I U W U D B L O G Y L R A I J E A D  
 M Z O I C Q V D L J O I A G Z X Z A U L R N R J  
 B T L Z O R I N I V J L I R R G V E B M Y T T A  
 O K S S O E T E S O Z I O U E F C H A O M I R Z  
 D Y R Q R A C R U E G T B C D J W G S R V F A V  
 Y W I N D C A A D P D Y Z Z X U B N S H K L E W  
 C A K P I T L L D Y C Z W D C L N I F N O A H D  
 O H D M N I A U O N R B A E X U C T E B F C E Q  
 M T P Y A O C C Q P N M T E J J P S S C S I S H  
 P F E V T N I S G H W S B P E Y J E P T R S I K  
 O G V Z I T S U E E F E D S Z B L R R A N Y C A  
 S O S D O I Y M T A G X L P B A D E Q H C H R E  
 I T P N N M H Z I R L U R L P U N P Q B M P E L  
 T C U S F E P A D T R V N R N G J T M L L T X U  
 I F G H D X G I W R Z K D D T E K X C K L O E X  
 O W F T O M D M H A N Z F H S A S S Z K R K P C  
 N X A Q E C Z B H T F K A A N U M S U Y Q L C H  
 L E C N A R U D N E R A L U C S A V O I D R A C  
 H H H C Q D D G E K E V S J B P Y T I L I G A Q

- |             |              |                          |                    |
|-------------|--------------|--------------------------|--------------------|
| Strength    | Speed        | Reaction Time            | Muscular Endurance |
| Flexibility | Coordination | Cardiovascular Endurance | Body Composition   |
| Balance     | Agility      | Exercise Heart Rate      | Resting Heart Rate |
| Heart Rate  | Wellness     | Physical Activity        | Physical Fitness   |





PEARLAND, TX Q

|             |               |           |     |
|-------------|---------------|-----------|-----|
| Tue<br>2/23 | Sunny         | 75°   55° | 0%  |
| Wed<br>2/24 | Mostly Cloudy | 74°   57° | 20% |
| Thu<br>2/25 | Rain          | 68°   52° | 50% |

# Weather

|             |               |           |     |
|-------------|---------------|-----------|-----|
| Fri<br>2/26 | Mostly Cloudy | 67°   55° | 40% |
| Sat<br>2/27 | Sctd Showers  | 72°   60° | 30% |
| Sun<br>2/28 | Partly Cloudy | 74°   62° | 20% |
| Mon<br>3/1  | Sctd Showers  | 74°   48° | 30% |

## Drink of the week

Fill a rocks glass with ice cubes. Add the vodka, peach schnapps and cranberry juice to the glass. Garnish with a lime wedge and stir the drink.

*Pocket  
Cocktails  
Masterpiece*



The odds of being born on February 29<sup>th</sup> are about 1 in 1,461. Those born on a leap day can be called a "leaper" or "leapling."

February, March, and November always start on the same day of the week unless it is a leap year.



Please tell your Guests and Vendors Do **NOT** Tailgate. The entrance gates are monitored by camera



**PLEASE DO NOT PARK ON THE CURBS!!!**

BellaVita owns our streets within the community and when the curbs are damaged the association has to repair/replace. Please be cautious.

NO PETS ARE ALLOWED IN THE CLUBHOUSE, ANNEX or on the POOL DECK



Until our replacement part comes in, please inform visitors that **(Do not have a code)** to call office from their cell phone at Visitor Gate.




# NATURE RESERVE RULES

Use of the Nature Reserve (the "Reserve") and its trail system is intended for the benefit of the Residents of BellaVita and their Guests. The following Rules apply to the use of the Nature Reserve;

- 1) The Reserve is for Residents and their Guests;
- 2) Any Guest under the age of 19 years of age must be accompanied by an adult at all times;
- 3) Use of the Reserve should be limited to the marked trail system;
- 4) No hunting, trapping, harassing or killing of wildlife in the Reserve;
- 5) No fishing in the Reserve;
- 6) No removal or cutting down of trees and/or vegetation, unless authorized by the NR Committee;
- 7) No vehicles (motorized or otherwise);
- 8) Placement of trash, garbage, yard clippings, construction debris and/or human food or waste is **strictly prohibited** in the Reserve;
- 9) Residents are encouraged to remove any trash discovered while on the trails; and
- 10) Dogs are allowed on the trails while on leash and any animal waste deposited on the trails should be removed from Reserve by the Resident or Guest at the time of use.



Your HOA dues includes having your front door maintained every 2 yrs. This means the door will be lightly sanded and a coat of spar varnish will be applied. A new weather strip on the bottom of the door is included, if needed. This will help to protect your door. However, if you postpone or do not request having your door serviced and it requires having your door refinished, the HOA will only cover a portion of the cost to refinish and replace the weather strip. The HOA will pay a maximum of \$180 (the cost to the HOA for regular maintenance plus a 2nd coat of varnish). You will be responsible for the remaining cost of the door service. It is your responsibility to call and have it serviced every 2 years. Please call Jerry Marshburn at 281-998-7709 or come by or contact the Clubhouse at 281-464-3150 before October and get on the schedule. The doors are serviced March through October.



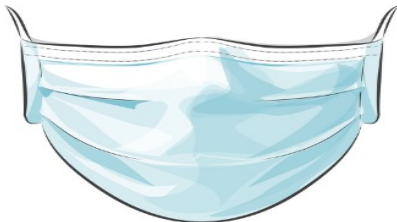




## Business Hours

|     |        |   |        |
|-----|--------|---|--------|
| Mon | 10:00a | - | 7:00p  |
| Tue | 10:00a | - | 6:00p  |
| Wed | 10:00a | - | 6:00p  |
| Thu | 10:00a | - | 6:00p  |
| Fri | 10:00a | - | 6:00p  |
| Sat | 10:00a | - | 5:00p  |
| Sun | CLOSED | - | CLOSED |

**FOR EVERYONE'S SAFETY**



**PLEASE WEAR A FACEMASK TO ENTER THE BELLAVITA CLUBHOUSE AND ANNEX**

**BellaVita Front Desk will provide the following Fax, Notary and Copy services for home owners. Due to Covid-19 there will be **NO** Charge at the time.**

- Long distance faxes -
- Sending local Faxes – NO International faxes
- Receiving Faxes
- Notary services are free **by appointment only**. Notary services are for residents only. Please make appointment at the front desk.
- Scanning to email
- Copy Services
- Lamination

The **Copy Center** copying guidelines for the BellaVita HOA Board, Board Committees and Clubs and Organization Officers are at no charge as follows:

- Maximum of 25 pages – immediate copying
- Maximum of 400 pages – 24 hour copying
- Over 400 pages – one week copying
- Any specialty services (stapling, binding, hole punching, etc.) are the responsibility of the requester.
- **All copies are black and white on white paper only.**
- All specialty papers are to be provided by the requester.





# INFRAMARK

INFRASTRUCTURE MANAGEMENT SERVICES  
2022 West Grand Parkway North, Ste 100

Katy, TX 77449

Ph# 281-870-0585



### BellaVita Staff Contact Information

Shannon

Shannon.boogades@inframark.com

Carolina

Carolina.garcia@inframark.com

Laura

Laura.roweton@inframark.com

Elke

Elke.borzel@inframark.com

Phone Number 281-464-3150

Fax 1-281-464-3630

### HOA Board of Directors

President - Connie Harry

charry@club-bellavita.org

281-381-2273

Vice President - Merlin Mohr

mmohr@club-bellavita.org

713-213-6628

Treasurer - Steve Anderson

sanderson@club-bellavita.org

832-693-0928

Secretary - Cindy Dutschke

cdutschke@club-bellavita.org

346-714-2416

Director - Sandra Talley

stalley@club-bellavita.org

281-923-5509

Director - Billy Potter

bpotter@club-bellavita.org

281-484-5198

Director - Dallas Smith

dsmith@club-bellavita.org

281-484-7912



Alarm Monitoring- Modern System- 281-599-7388

Animal Control- City of Pearland- 281-652-1970

Cable-Comcast-Transfer- 855-307-4896

Lawn Care-Rusticscapes- 832-620-6529

Street Light- Center point- 713-207-2222 Opt.5